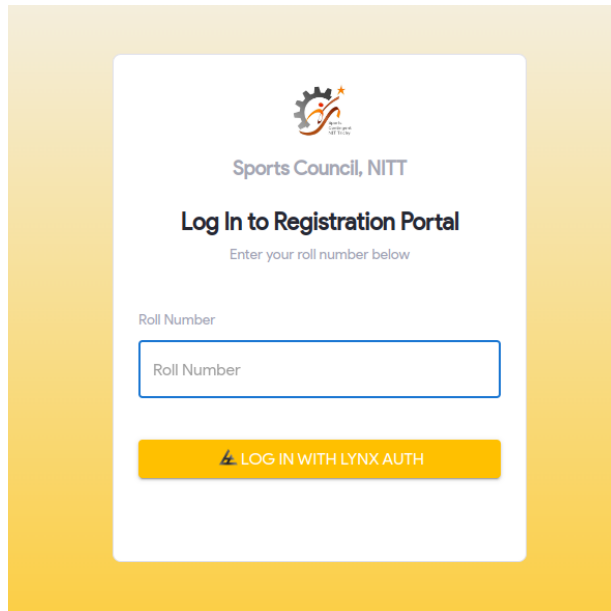



Step 1: Visit the [Sports registration portal](#) and enter your roll number.

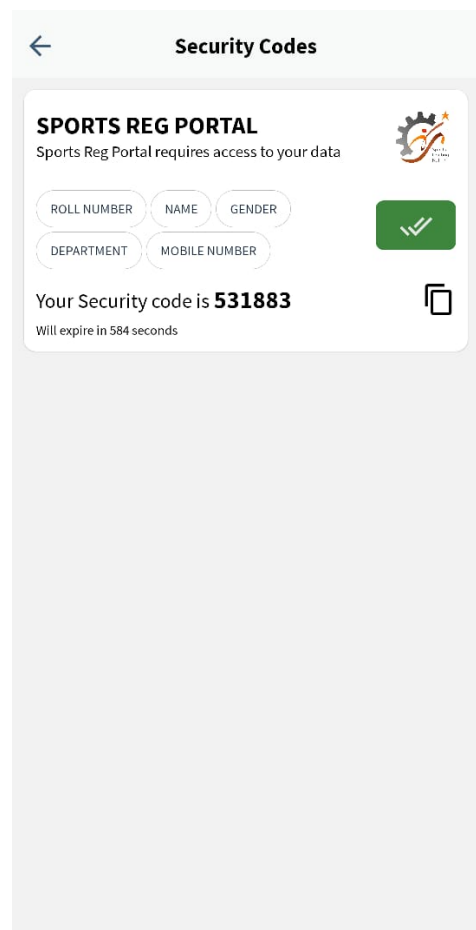


The image shows a login page for the Sports Council, NITT. At the top is the logo of the Sports Council, NITT. Below the logo, the text "Sports Council, NITT" is displayed. The main heading is "Log In to Registration Portal". Below this, it says "Enter your roll number below". There is a text input field labeled "Roll Number" with a placeholder "Roll Number". Below the input field is a yellow button with a lightning bolt icon and the text "LOG IN WITH LYNX AUTH".

Step 2: A security code will be sent to the Lynx App. Click on the Lynx Authenticator in the profile page and copy the security code.

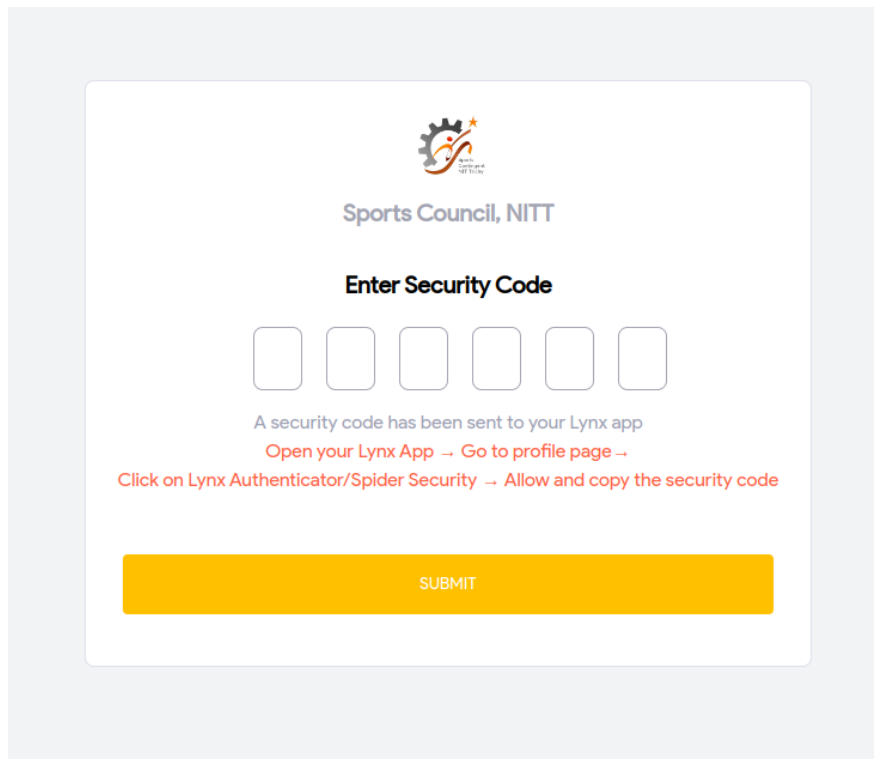


The image shows a user profile page. At the top, there is a profile picture placeholder and the name "SANTHOSH M" with the roll number "114120094" and the department "B.Tech - Production Engineering". Below this is a "Lynx Authenticator" button with a shield icon. Underneath, there are two tabs: "Following (6)" and "Interested (0)". The "Following (6)" tab is active, showing a list of organizations: Spider R&D, Graphique, Students' Council, Prakruti, Technical Council, and Sports Council. At the bottom, there is a navigation bar with icons for home, search, calendar, notifications, and profile.



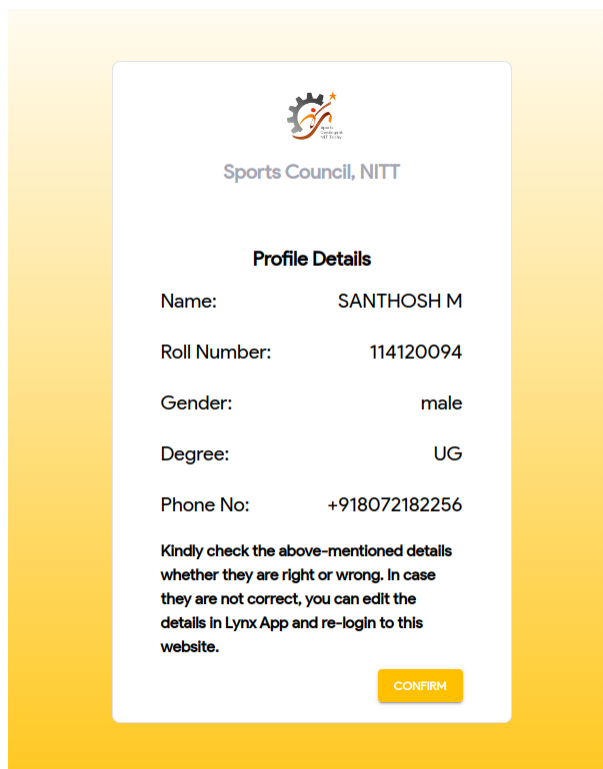
The image shows a "Security Codes" screen. At the top, there is a back arrow and the title "Security Codes". Below this, there is a section titled "SPORTS REG PORTAL" with the text "Sports Reg Portal requires access to your data". To the right of this text is the Sports Council, NITT logo. Below the text, there are five input fields: "ROLL NUMBER", "NAME", "GENDER", "DEPARTMENT", and "MOBILE NUMBER". To the right of these fields is a green checkmark icon. Below the input fields, it says "Your Security code is 531883" and "Will expire in 584 seconds". To the right of this text is a copy icon.

Step 3: Enter the security code that you got in the Lynx app.

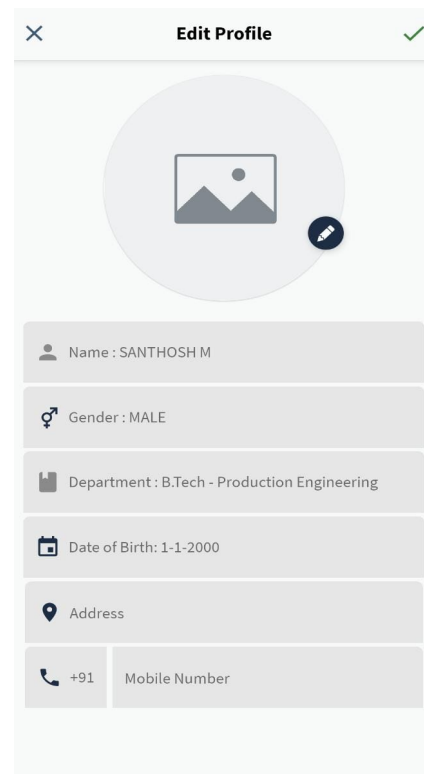


The screenshot shows a web interface for the Sports Council, NITT. At the top is the organization's logo. Below it, the text "Sports Council, NITT" is displayed. The main heading is "Enter Security Code". There are six empty square boxes for entering the code. Below the boxes, a message states: "A security code has been sent to your Lynx app". This is followed by instructions in red text: "Open your Lynx App → Go to profile page → Click on Lynx Authenticator/Spider Security → Allow and copy the security code". At the bottom is a large yellow button labeled "SUBMIT".

Step 4: Confirm your details. You may edit your details on the Lynx profile page.

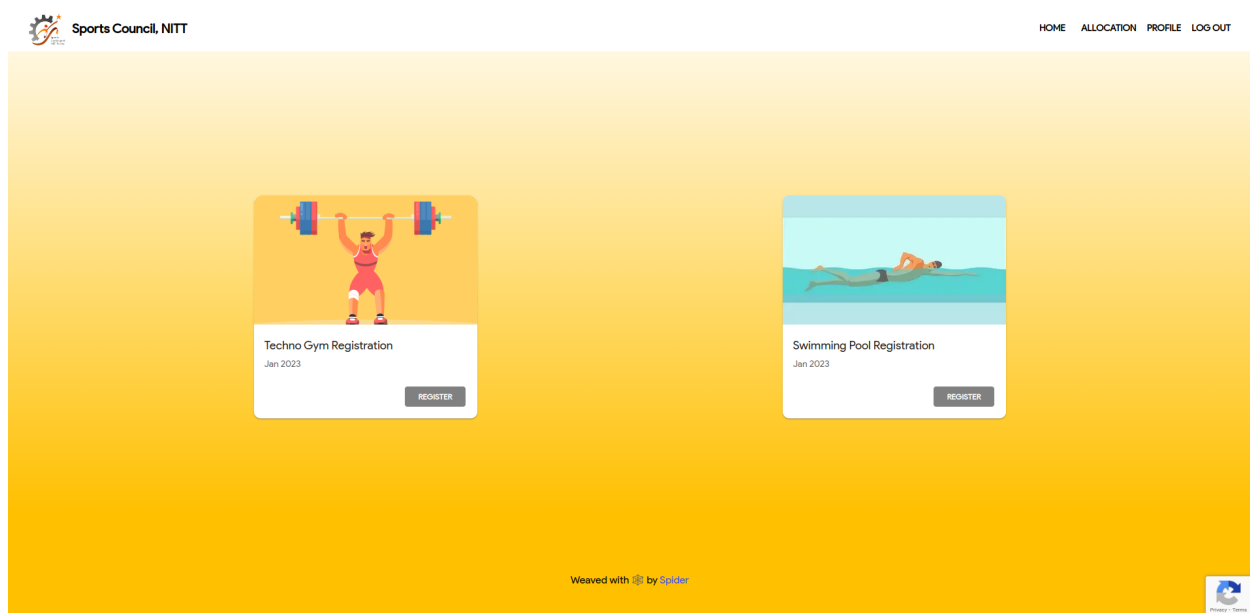


The screenshot shows a web interface for the Sports Council, NITT. At the top is the organization's logo. Below it, the text "Sports Council, NITT" is displayed. The main heading is "Profile Details". The form contains the following fields and values: Name: SANTHOSH M, Roll Number: 114120094, Gender: male, Degree: UG, Phone No: +918072182256. Below the form, a message states: "Kindly check the above-mentioned details whether they are right or wrong. In case they are not correct, you can edit the details in Lynx App and re-login to this website." At the bottom is a yellow button labeled "CONFIRM".



The screenshot shows a mobile app interface titled "Edit Profile". At the top is a close button (X) and a checkmark icon. Below the title is a large circular profile picture placeholder with a camera icon and a pencil icon. Below the profile picture are several fields for editing profile information: Name : SANTHOSH M, Gender : MALE, Department : B.Tech - Production Engineering, Date of Birth: 1-1-2000, Address, and Mobile Number (with a +91 country code). Each field has a corresponding icon (person, gender, folder, calendar, location pin, and phone) to its left.


Step 5: Click on the register button to go to the registration page. Set your slot preferences and submit them. The top slot represents your highest priority.



Note:

- Once registered, slots cannot be modified or deregistered on the website.
- After slot registration, you will receive a payment link through webmail later. Slots allocated will be confirmed only after the payment.

Gym preference page

Sports Council, NITT

HOMEALLOCATIONPROFILELOG OUT

Slots for UG, male

13:50

Evening Slot

0% filled

ADD TO PREFERENCE

13:57

Evening Slot

0% filled

ADD TO PREFERENCE

15:58

Evening Slot

0% filled

ADD TO PREFERENCE

Gym Preference List

13:50

Evening Slot

0% filled

REMOVE PREFERENCE

↑↓

13:57

Evening Slot


0% filled

REMOVE PREFERENCE

↑↓

CLEAR

SUBMIT



Allocated Gym slot



Sports Council, NITT

[HOME](#) [ALLOCATION](#) [PROFILE](#) [LOG OUT](#)



Sports Council, NITT

01:50 PM

Gym Slot has been allotted for Jan 2023 session

Weaved with by Spider



Swimming preference page



Sports Council, NITT

[HOME](#) [ALLOCATION](#) [PROFILE](#) [LOG OUT](#)

Slots for UG, male

Group A:-Monday,Wednesday,

Group B:-Tuesday,Thursday,Saturday

05:30

Group B

ADD TO PREFERENCE

0% filled

06:30

Group A

ADD TO PREFERENCE

0% filled

07:30

Group A

ADD TO PREFERENCE

0% filled

08:30

Group B

ADD TO PREFERENCE

0% filled

Swim Preference List

08:30

Group B

REMOVE PREFERENCE

0% filled



07:30

Group A

REMOVE PREFERENCE

0% filled



06:30

Group A

REMOVE PREFERENCE

0% filled



CLEAR

SUBMIT



Allocated Swimming slot



Sports Council, NITT

[HOME](#) [ALLOCATION](#) [PROFILE](#) [LOG OUT](#)



Sports Council, NITT

08:30 AM - Group B

Swimming Slot has been allotted for Jan 2023 session

Weaved with  by Spider

